

2023 MCINTOSH COUNTY ASSESSOR'S OFFICE REPORT TO THE EXCISE BOARD

07/18/2023

City/Village								
DISTRICT	DESCRIPTION	PERSONAL PROPERTY	REAL PROPERTY	PUBLIC SERVICE	TOTAL VALUATION	HOMESTEAD EXEMPTIONS	OTHER EXEMPTIONS	NET VALUATION
CHEC CIT	CHECOTAH CITY	2,638,280	15,822,054	1,981,168	20,441,502	573,300	528,761	19,339,441
EUFAU CI	EUFAULA CITY	2,450,127	20,033,394	1,084,352	23,567,873	469,456	450,824	22,647,593
T03	VERNON CITY	0	0	0	0	0	0	0
CITY/VILLAGE TOTAL VALUATION		5,088,407	35,855,448	3,065,520	44,009,375	1,042,756	979,585	41,987,034

County								
DISTRICT	DESCRIPTION	PERSONAL PROPERTY	REAL PROPERTY	PUBLIC SERVICE	TOTAL VALUATION	HOMESTEAD EXEMPTIONS	OTHER EXEMPTIONS	NET VALUATION
C001	McIntosh County General	18,974,469	145,049,422	15,738,766	179,762,657	4,674,913	4,211,934	170,875,810
COUNTY TOTAL VALUATION		18,974,469	145,049,422	15,738,766	179,762,657	4,674,913	4,211,934	170,875,810

School								
DISTRICT	DESCRIPTION	PERSONAL PROPERTY	REAL PROPERTY	PUBLIC SERVICE	TOTAL VALUATION	HOMESTEAD EXEMPTIONS	OTHER EXEMPTIONS	NET VALUATION
D-16 STI	D-16 STIDHAM	268,916	2,376,110	80,359	2,725,385	138,839	51,036	2,535,510
D-3 RYAL	D-3 RYAL	39,815	798,135	140,882	978,832	60,805	38,712	879,315
I-1 EUF	EUFAULA	5,812,113	65,460,719	3,194,872	74,467,704	1,757,538	1,769,065	70,941,101
I-19 CHE	CHECOTAH	7,107,148	69,689,843	10,126,963	86,923,954	2,402,221	2,109,009	82,412,724
I-27 MID	I-27 MIDWAY	428,923	3,784,624	433,459	4,647,006	173,565	147,983	4,325,458
I-64 HAN	I-64 HANNA	4,141,743	1,911,549	1,568,271	7,621,563	97,803	59,448	7,464,312
J- 2 OKM	J- 2 OKMULGEE	7,303	66,162	29,701	103,166	2,000	0	101,166
J- 8 OKM	J- 8 OKMULGEE	137,816	527,124	7,634	672,574	26,927	4,878	640,769
J-31 OKF	J-31 OKFUSKEE	0	5,702	0	5,702	0	0	5,702
J-56 Gra	J-56 Graham-Dus	1,028,702	261,345	79,689	1,369,736	9,215	29,634	1,330,887
J-74 MUS	J-74 MUSKOGEE	1,990	168,109	76,936	247,035	6,000	2,169	238,866
SCHOOL TOTAL VALUATION		18,974,469	145,049,422	15,738,766	179,762,657	4,674,913	4,211,934	170,875,810

Vo-Tech								
DISTRICT	DESCRIPTION	PERSONAL PROPERTY	REAL PROPERTY	PUBLIC SERVICE	TOTAL VALUATION	HOMESTEAD EXEMPTIONS	OTHER EXEMPTIONS	NET VALUATION
V04	INDIAN CAPITAL VO-TECH	7,538,061	73,642,576	10,637,358	91,817,995	2,581,786	2,259,161	86,977,048
V07	KIAMICHI VO-TECH	6,081,029	67,836,829	3,275,231	77,193,089	1,896,377	1,820,101	73,476,611

2023 MCINTOSH COUNTY ASSESSOR'S OFFICE REPORT TO THE EXCISE BOARD

07/18/2023

V25	WES WATKINS VO-TECH	5,170,445	2,178,596	1,647,960	8,997,001	107,018	89,082	8,800,901
V28	GREEN COUNTRY TECHNOLOGY	145,119	593,286	37,335	775,740	28,927	4,878	741,935
VO-TECH TOTAL VALUATION		18,934,654	144,251,287	15,597,884	178,783,825	4,614,108	4,173,222	169,996,495

I, Trina Williams, Assessor of McIntosh County Oklahoma, do hereby certify that the foregoing is a true and correct statement of valuations for Real Estate, Personal Property, Public Service and Homestead Exemptions as certified by the State Board of Equalization and shown by the records in the County Assessor's office. Subscribed by my name and affixed the seal of the County Assessors office on this day of 07/18/2023.

State of Oklahoma)
) SS
 McIntosh County)

Trina Williams


7/19/2023
 Date

Trina Williams
 County Assessor
 McIntosh County



I, , County Clerk of McIntosh County Oklahoma, do hereby certify that the above is a true, correct and complete list of the valuations of McIntosh County Oklahoma as certified by the McIntosh County Assessor's office.

Deena Jarra



County Clerk
 McIntosh County

Seal

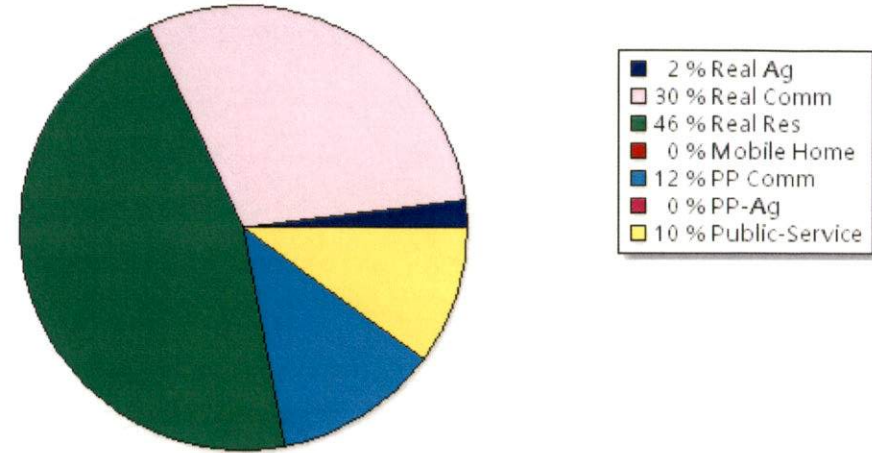
Excise Board:

Jack Pugh

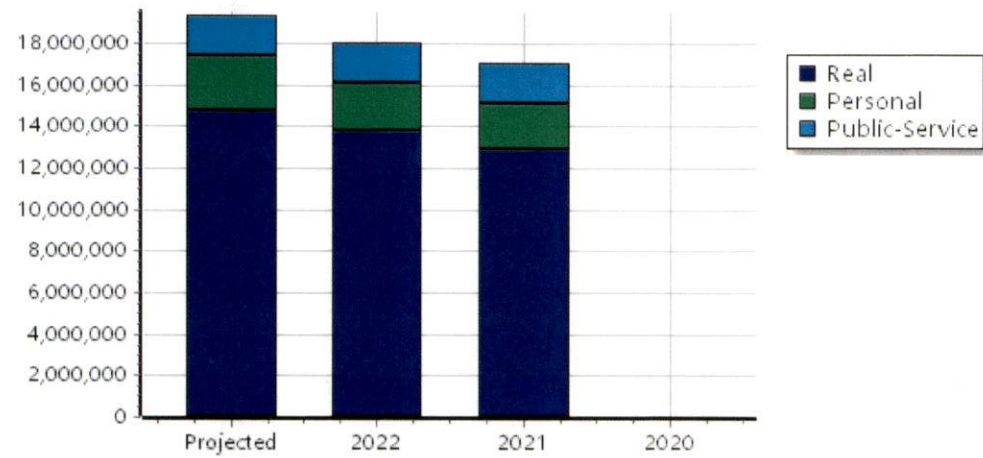
Douglas Howard Todd Beer

7-26-23
 Date

Real	Count	Value
Agricultural	60	328,416
Commercial	234	6,245,324
Residential	1,565	9,248,314
Total Real Value	1,859	15,822,054
Homestead	501	573,300
Veteran	42	528,761
Other	0	0
Total Exempt	619	1,102,061
TIF Increment Value		
Net Assessed		14,719,993
Net Assessed Under Protest		
Senior Freeze	112	452,768
Capped Parcels	1,642	5,449,989



Personal	Count	Value
Agricultural	10	16,575
Commercial	247	2,566,320
Mobile Home	27	55,385
Total Personal	284	2,638,280
Total Exempt	0	0
TIF Increment Value		
Net Assessed		2,638,280
Net Assessed Under Protest		
Public Service		
Total PS Value	15	1,981,168
TIF Increment Value		
Net Assessed		1,981,168



District Totals	
Total Gross Value	20,441,502
Homestead Loss	573,300
Other Exemption Loss	528,761
TIF Increment Value	
Retained TIF Value	
Net Assessed Value	19,339,441
Net Assessed Under Protest	

* Public Service Protests Values are not included on this report.

Real	Count	Value
Agricultural	32	85,393
Commercial	307	6,687,447
Residential	2,207	13,260,554
Total Real Value	2,546	20,033,394
Homestead	423	469,456
Veteran	35	450,824
Other	0	0
Total Exempt	506	920,280

TIF Increment Value

Net Assessed 19,113,114

Net Assessed Under Protest

Senior Freeze	97	339,860
Capped Parcels	1,447	6,114,239

Personal	Count	Value
Agricultural	44	298,271
Commercial	258	2,119,510
Mobile Home	16	32,346
Total Personal	318	2,450,127
Total Exempt	0	0

TIF Increment Value

Net Assessed 2,450,127

Net Assessed Under Protest

Public Service	Count	Value
Total PS Value	16	1,084,352

TIF Increment Value

Net Assessed 1,084,352

District Totals

Total Gross Value	23,567,873
Homestead Loss	469,456
Other Exemption Loss	450,824

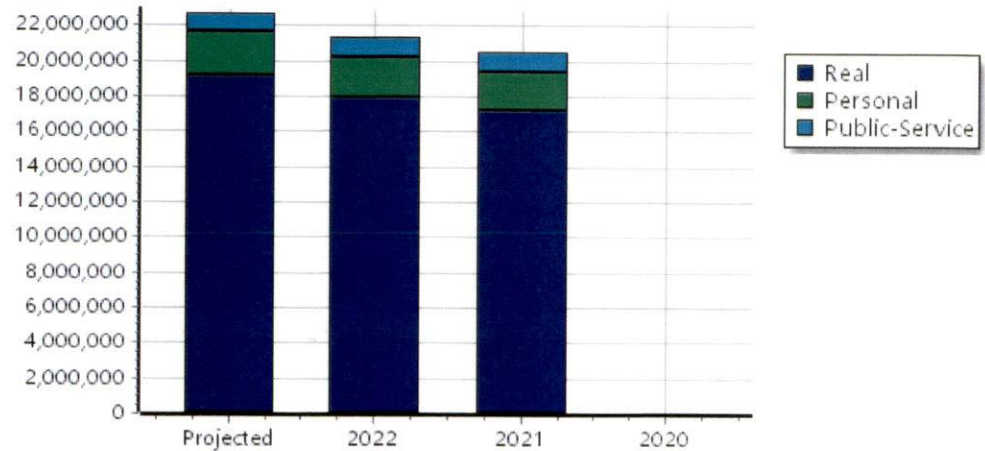
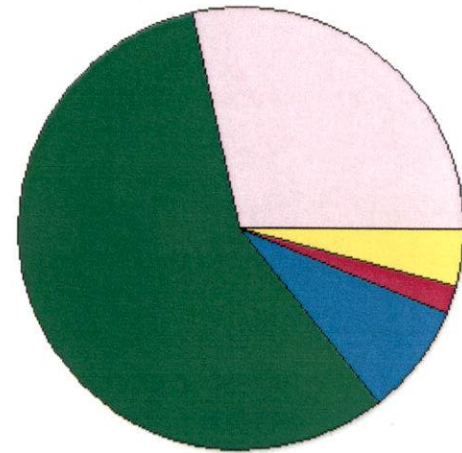
TIF Increment Value

Retained TIF Value

Net Assessed Value 22,647,593

Net Assessed Under Protest

* Public Service Protests Values are not included on this report.



Real	Count	Value
Agricultural	0	0
Commercial	0	0
Residential	0	0
Total Real Value	0	0

Homestead	0	0
Veteran	0	0
Other	0	0
Total Exempt	0	0

TIF Increment Value

Net Assessed 0

Net Assessed Under Protest

Senior Freeze	0	0
Capped Parcels	0	0

Personal	Count	Value
Agricultural	0	0
Commercial	0	0
Mobile Home	0	0
Total Personal	0	0

Total Exempt 0

TIF Increment Value

Net Assessed 0

Net Assessed Under Protest

Public Service	Count	Value
Total PS Value	0	0

TIF Increment Value

Net Assessed 0

District Totals

Total Gross Value 0

Homestead Loss 0

Other Exemption Loss 0

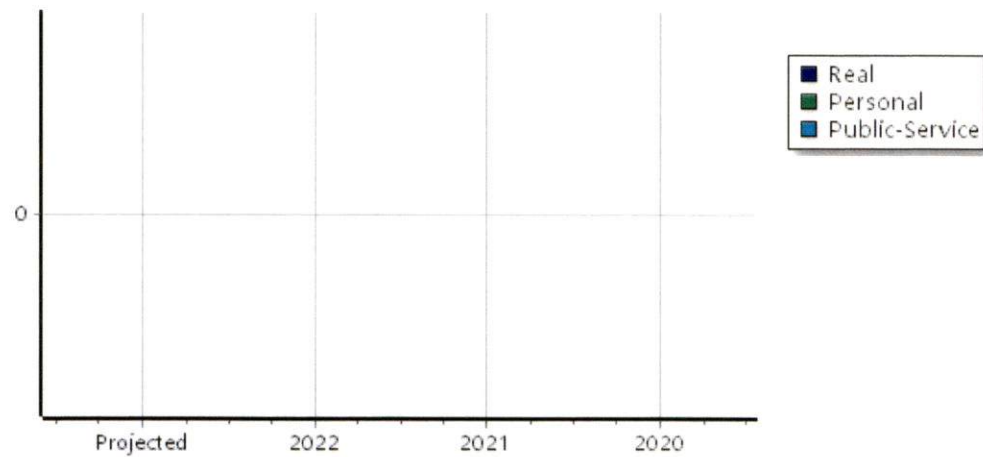
TIF Increment Value

Retained TIF Value

Net Assessed Value 0

Net Assessed Under Protest

* Public Service Protests Values are not included on this report.



Real	Count	Value
Agricultural	4,700	19,633,725
Commercial	743	16,872,276
Residential	21,221	108,543,421
Total Real Value	26,664	145,049,422
Homestead	4,293	4,674,913
Veteran	346	4,211,934
Other	0	0
Total Exempt	5,065	8,886,847

TIF Increment Value

Net Assessed 136,162,575

Net Assessed Under Protest

Senior Freeze	848	3,034,393
Capped Parcels	14,294	36,609,060

Personal	Count	Value
Agricultural	2,247	4,094,946
Commercial	831	12,781,306
Mobile Home	681	2,112,412
Total Personal	3,759	18,988,664
Total Exempt	9	14,195

TIF Increment Value

Net Assessed 18,974,469

Net Assessed Under Protest

Public Service	Count	Value
Total PS Value	115	15,738,766

TIF Increment Value

Net Assessed 15,738,766

District Totals

Total Gross Value	179,776,852
Homestead Loss	4,674,913
Other Exemption Loss	4,226,129

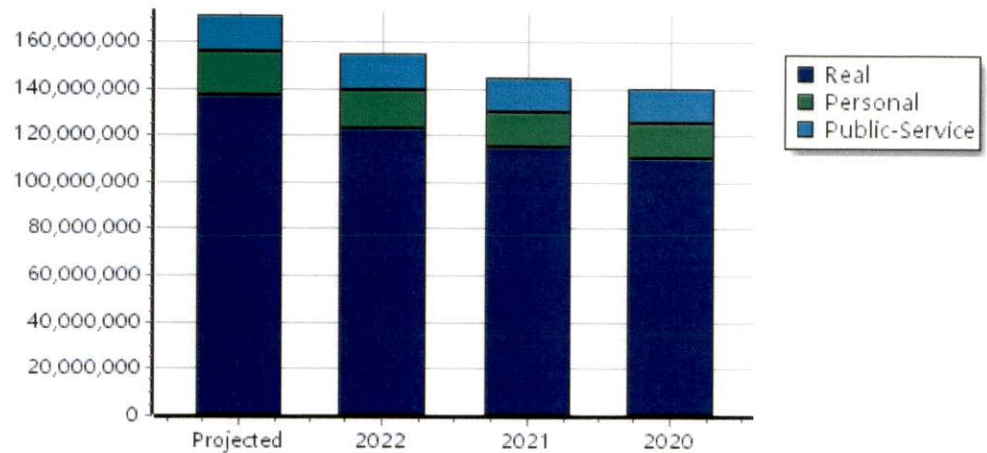
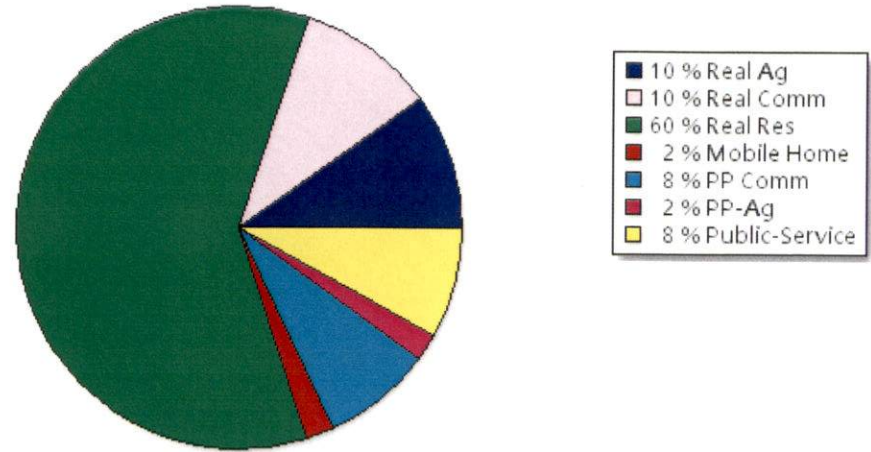
TIF Increment Value

Retained TIF Value

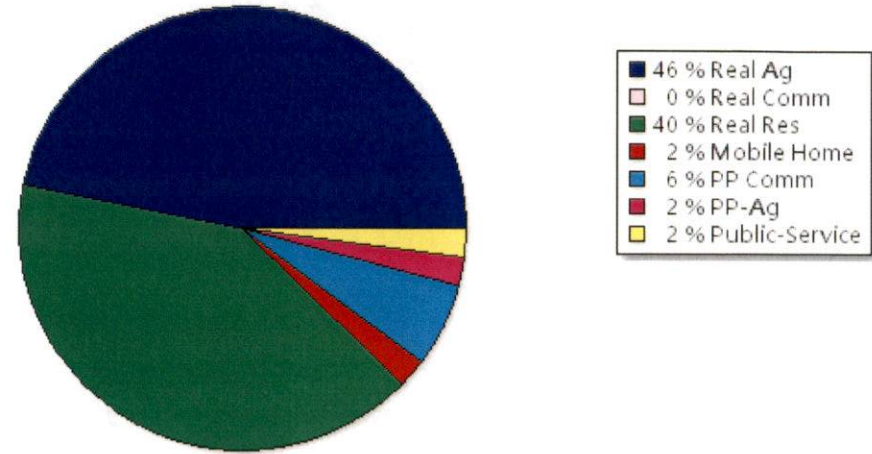
Net Assessed Value 170,875,810

Net Assessed Under Protest

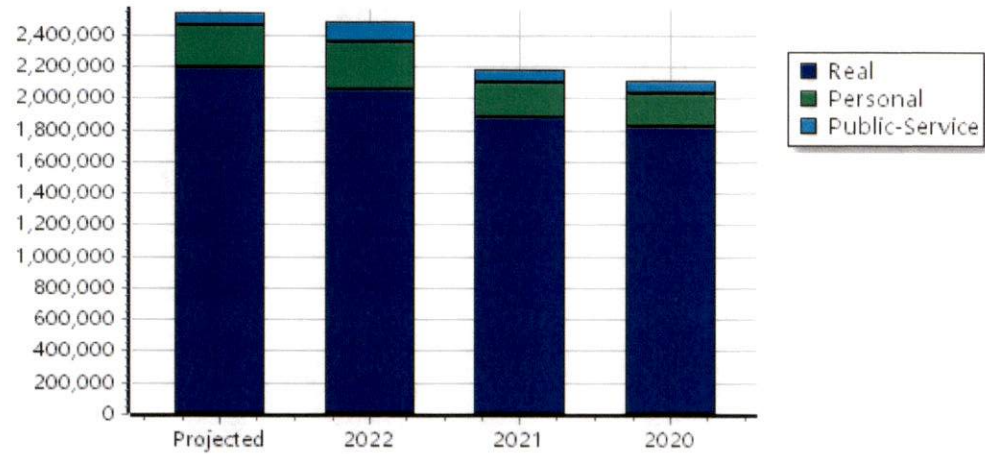
* Public Service Protests Values are not included on this report.



Real	Count	Value
Agricultural	453	1,267,350
Commercial	2	6,490
Residential	431	1,102,270
Total Real Value	886	2,376,110
Homestead	128	138,839
Veteran	4	51,036
Other	0	0
Total Exempt	146	189,875
TIF Increment Value		
Net Assessed		2,186,235
Net Assessed Under Protest		
Senior Freeze	25	83,063
Capped Parcels	234	776,363



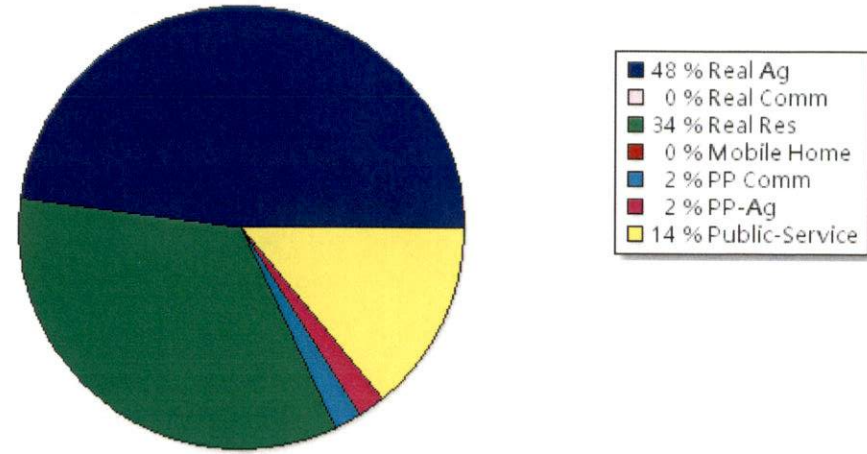
Personal	Count	Value
Agricultural	54	75,268
Commercial	14	159,773
Mobile Home	18	35,875
Total Personal	86	270,916
Total Exempt	1	2,000
TIF Increment Value		
Net Assessed		268,916
Net Assessed Under Protest		
Public Service		
Total PS Value	5	80,359
TIF Increment Value		
Net Assessed		80,359



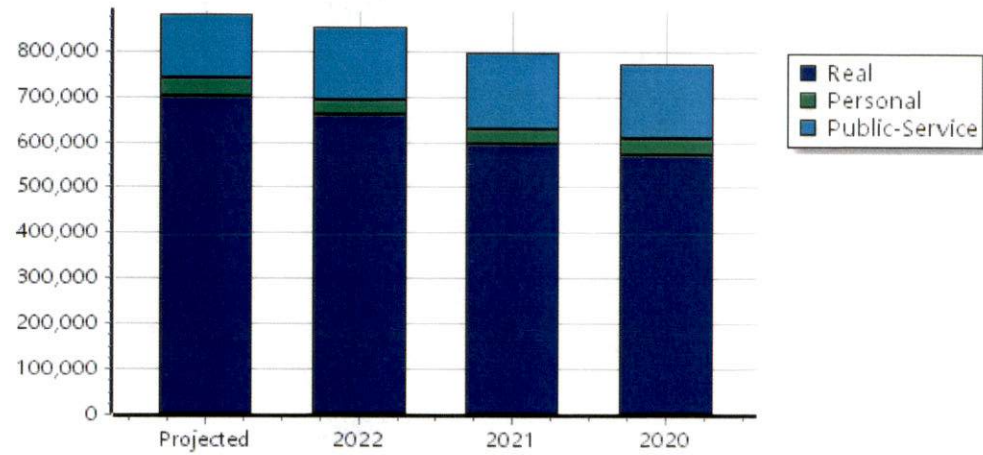
District Totals	
Total Gross Value	2,727,385
Homestead Loss	138,839
Other Exemption Loss	53,036
TIF Increment Value	
Retained TIF Value	
Net Assessed Value	2,535,510
Net Assessed Under Protest	

* Public Service Protests Values are not included on this report.

Real	Count	Value
Agricultural	150	474,533
Commercial	0	0
Residential	81	323,602
Total Real Value	231	798,135
Homestead	54	60,805
Veteran	5	38,712
Other	0	0
Total Exempt	66	99,517
TIF Increment Value		
Net Assessed		698,618
Net Assessed Under Protest		
Senior Freeze	12	40,205
Capped Parcels	90	195,364



Personal	Count	Value
Agricultural	19	13,733
Commercial	5	22,667
Mobile Home	2	3,415
Total Personal	26	39,815
Total Exempt	0	0
TIF Increment Value		
Net Assessed		39,815
Net Assessed Under Protest		
Public Service		
Total PS Value	6	140,882
TIF Increment Value		
Net Assessed		140,882



District Totals	
Total Gross Value	978,832
Homestead Loss	60,805
Other Exemption Loss	38,712
TIF Increment Value	
Retained TIF Value	
Net Assessed Value	879,315
Net Assessed Under Protest	

* Public Service Protests Values are not included on this report.

Real	Count	Value
Agricultural	808	3,953,182
Commercial	412	8,674,065
Residential	9,210	52,833,472
Total Real Value	10,430	65,460,719
Homestead	1,628	1,757,538
Veteran	144	1,769,065
Other	0	0
Total Exempt	1,919	3,526,603

TIF Increment Value

Net Assessed 61,934,116

Net Assessed Under Protest

Senior Freeze	326	1,210,438
Capped Parcels	5,322	15,225,311

Personal	Count	Value
Agricultural	848	1,686,483
Commercial	361	3,507,733
Mobile Home	223	623,242
Total Personal	1,432	5,817,458
Total Exempt	4	5,345

TIF Increment Value

Net Assessed 5,812,113

Net Assessed Under Protest

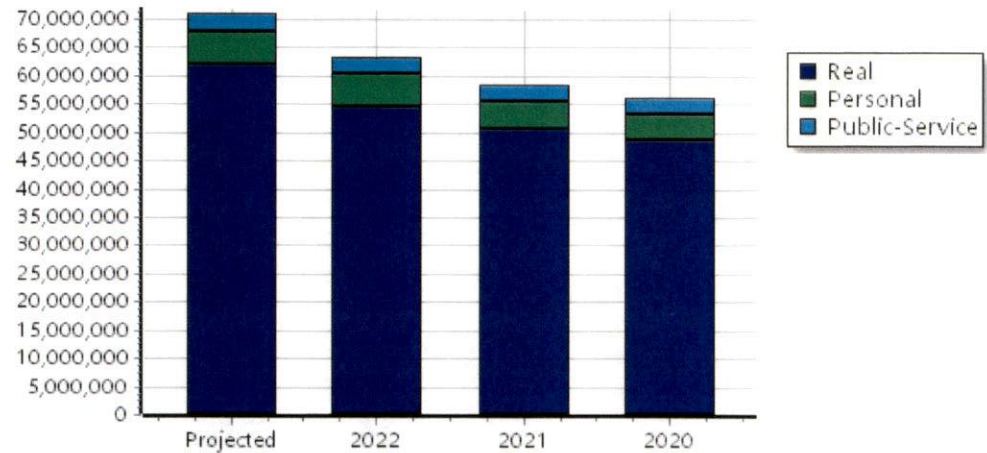
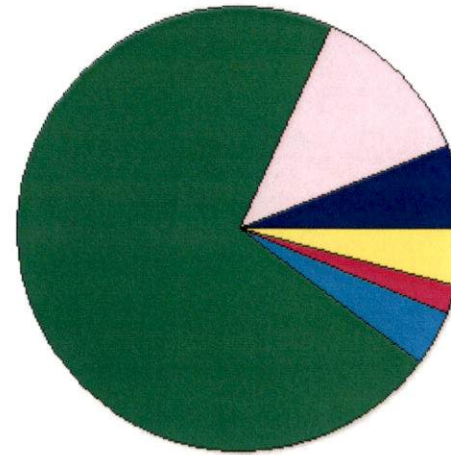
Public Service	Count	Value
Total PS Value	31	3,194,872
TIF Increment Value		
Net Assessed		3,194,872

District Totals

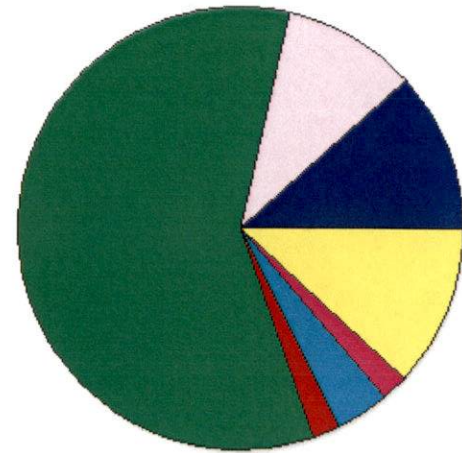
Total Gross Value	74,473,049
Homestead Loss	1,757,538
Other Exemption Loss	1,774,410
TIF Increment Value	
Retained TIF Value	
Net Assessed Value	70,941,101

Net Assessed Under Protest

* Public Service Protests Values are not included on this report.



Real	Count	Value
Agricultural	1,989	9,732,592
Commercial	310	8,163,888
Residential	10,399	51,793,363
Total Real Value	12,698	69,689,843
Homestead	2,182	2,402,221
Veteran	168	2,109,009
Other	0	0
Total Exempt	2,588	4,511,230



TIF Increment Value

Net Assessed 65,178,613

Net Assessed Under Protest

Senior Freeze	439	1,596,566
Capped Parcels	7,923	18,967,472

Personal	Count	Value
Agricultural	1,185	2,128,634
Commercial	390	3,753,956
Mobile Home	389	1,231,408
Total Personal	1,964	7,113,998
Total Exempt	4	6,850

TIF Increment Value

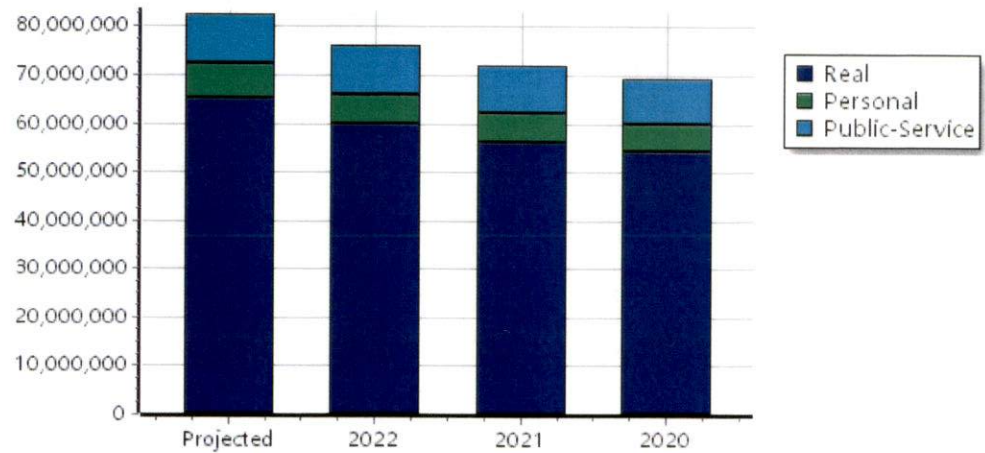
Net Assessed 7,107,148

Net Assessed Under Protest

Public Service	Count	Value
Total PS Value	38	10,126,963

TIF Increment Value

Net Assessed 10,126,963



District Totals

Total Gross Value	86,930,804
Homestead Loss	2,402,221
Other Exemption Loss	2,115,859

TIF Increment Value

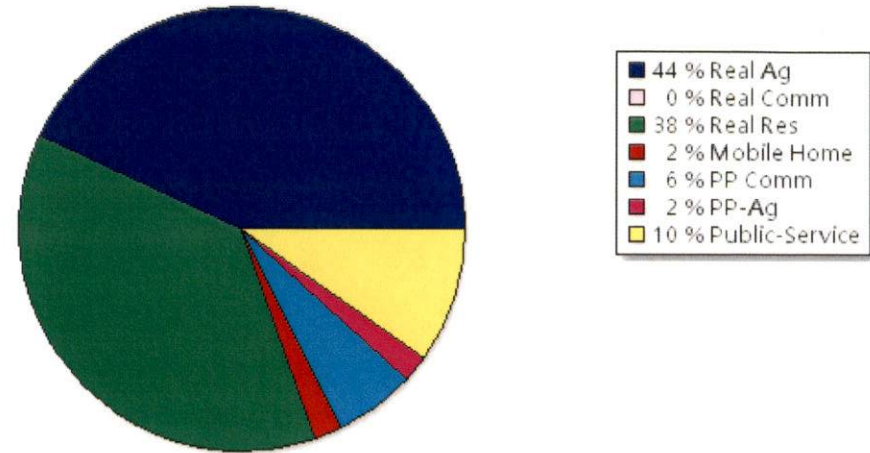
Retained TIF Value

Net Assessed Value 82,412,724

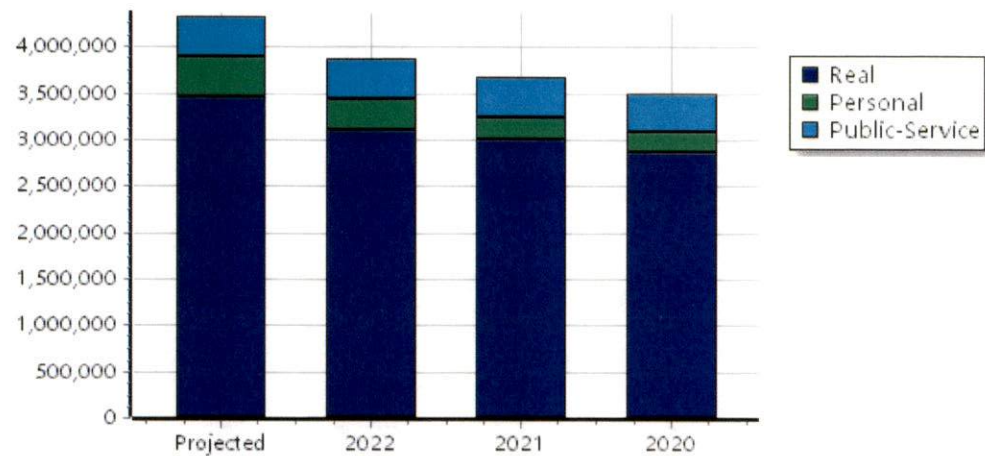
Net Assessed Under Protest

* Public Service Protests Values are not included on this report.

Real	Count	Value
Agricultural	327	2,006,314
Commercial	4	17,611
Residential	370	1,760,699
Total Real Value	701	3,784,624
Homestead	167	173,565
Veteran	14	147,983
Other	0	0
Total Exempt	190	321,548
TIF Increment Value		
Net Assessed		3,463,076
Net Assessed Under Protest		
Senior Freeze	26	82,477
Capped Parcels	250	713,411



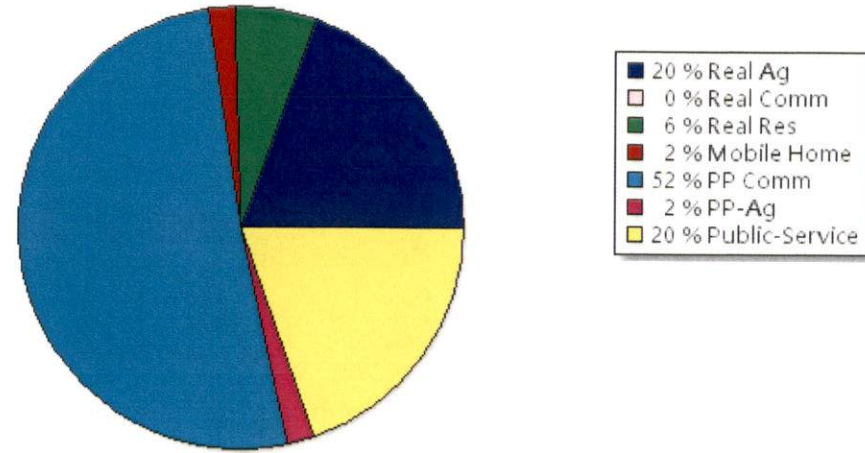
Personal	Count	Value
Agricultural	57	70,937
Commercial	14	261,361
Mobile Home	22	96,625
Total Personal	93	428,923
Total Exempt	0	0
TIF Increment Value		
Net Assessed		428,923
Net Assessed Under Protest		
Public Service		
Total PS Value	9	433,459
TIF Increment Value		
Net Assessed		433,459



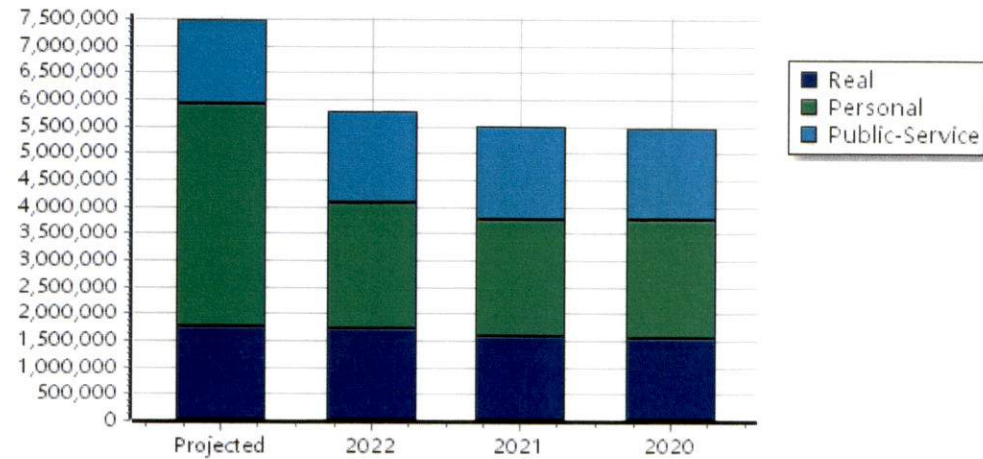
District Totals	
Total Gross Value	4,647,006
Homestead Loss	173,565
Other Exemption Loss	147,983
TIF Increment Value	
Retained TIF Value	
Net Assessed Value	4,325,458
Net Assessed Under Protest	

* Public Service Protests Values are not included on this report.

Real	Count	Value
Agricultural	652	1,466,518
Commercial	14	5,445
Residential	629	439,586
Total Real Value	1,295	1,911,549
Homestead	91	97,803
Veteran	8	59,448
Other	0	0
Total Exempt	107	157,251
TIF Increment Value		
Net Assessed		1,754,298
Net Assessed Under Protest		
Senior Freeze	15	18,000
Capped Parcels	336	429,174



Personal	Count	Value
Agricultural	59	83,439
Commercial	33	3,961,831
Mobile Home	21	96,473
Total Personal	113	4,141,743
Total Exempt	0	0
TIF Increment Value		
Net Assessed		4,141,743
Net Assessed Under Protest		

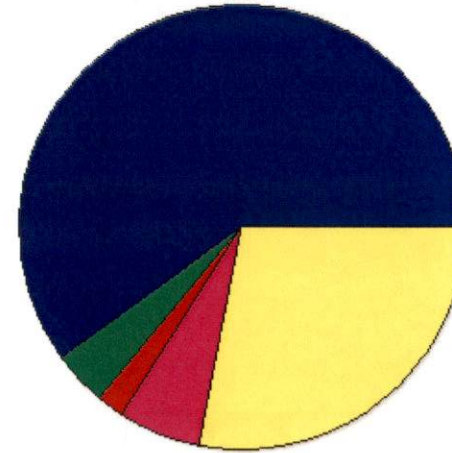


Public Service	Count	Value
Total PS Value	12	1,568,271
TIF Increment Value		
Net Assessed		1,568,271

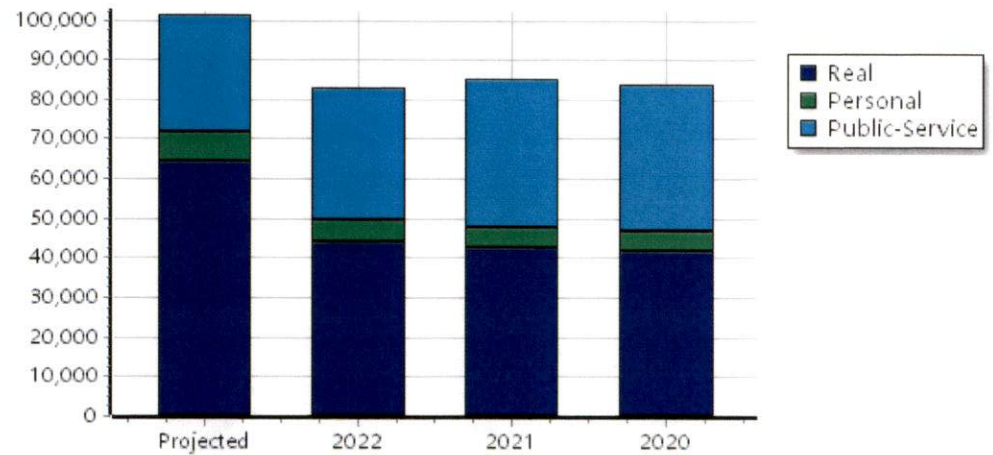
District Totals	
Total Gross Value	7,621,563
Homestead Loss	97,803
Other Exemption Loss	59,448
TIF Increment Value	
Retained TIF Value	
Net Assessed Value	7,464,312
Net Assessed Under Protest	

* Public Service Protests Values are not included on this report.

Real	Count	Value
Agricultural	26	61,866
Commercial	0	0
Residential	4	4,296
Total Real Value	30	66,162
Homestead	2	2,000
Veteran	0	0
Other	0	0
Total Exempt	2	2,000
TIF Increment Value		
Net Assessed		64,162
Net Assessed Under Protest		
Senior Freeze	0	0
Capped Parcels	9	3,483



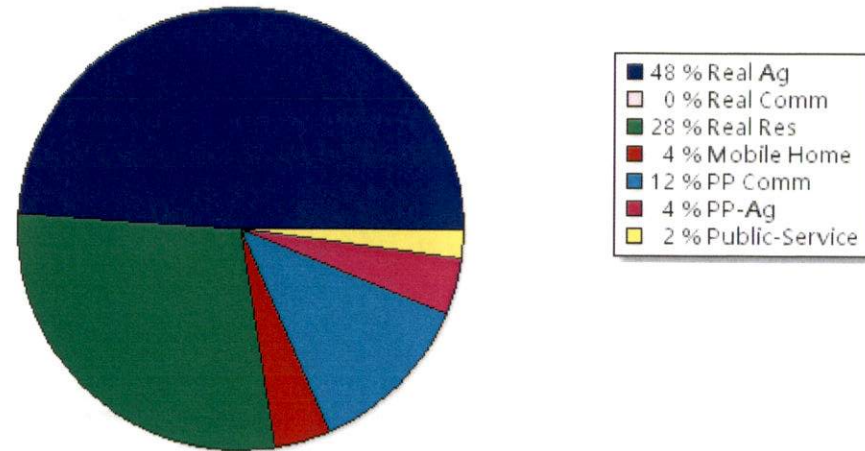
Personal	Count	Value
Agricultural	4	5,563
Commercial	1	29
Mobile Home	1	1,711
Total Personal	6	7,303
Total Exempt	0	0
TIF Increment Value		
Net Assessed		7,303
Net Assessed Under Protest		
Public Service		
Total PS Value	2	29,701
TIF Increment Value		
Net Assessed		29,701



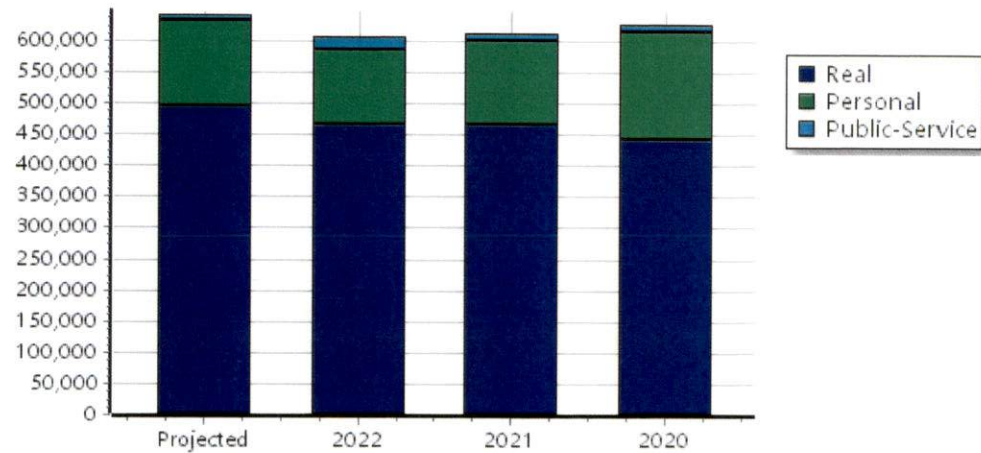
District Totals	
Total Gross Value	103,166
Homestead Loss	2,000
Other Exemption Loss	0
TIF Increment Value	
Retained TIF Value	
Net Assessed Value	101,166
Net Assessed Under Protest	

* Public Service Protests Values are not included on this report.

Real	Count	Value
Agricultural	117	329,214
Commercial	1	4,777
Residential	50	193,133
Total Real Value	168	527,124
Homestead	26	26,927
Veteran	1	4,878
Other	0	0
Total Exempt	29	31,805
TIF Increment Value		
Net Assessed		495,319
Net Assessed Under Protest		
Senior Freeze	3	3,571
Capped Parcels	68	218,530





Personal	Count	Value
Agricultural	18	27,472
Commercial	4	86,681
Mobile Home	5	23,663
Total Personal	27	137,816
Total Exempt	0	0
TIF Increment Value		
Net Assessed		137,816
Net Assessed Under Protest		
Public Service		
Total PS Value	3	7,634
TIF Increment Value		
Net Assessed		7,634



District Totals	
Total Gross Value	672,574
Homestead Loss	26,927
Other Exemption Loss	4,878
TIF Increment Value	
Retained TIF Value	
Net Assessed Value	640,769
Net Assessed Under Protest	

* Public Service Protests Values are not included on this report.

Real	Count	Value
Agricultural	2	5,702
Commercial	0	0
Residential	0	0
Total Real Value	2	5,702
Homestead	0	0
Veteran	0	0
Other	0	0
Total Exempt	0	0



TIF Increment Value

Net Assessed 5,702

Net Assessed Under Protest

Senior Freeze	0	0
Capped Parcels	1	240

Personal	Count	Value
Agricultural	0	0
Commercial	0	0
Mobile Home	0	0
Total Personal	0	0
Total Exempt	0	0

TIF Increment Value

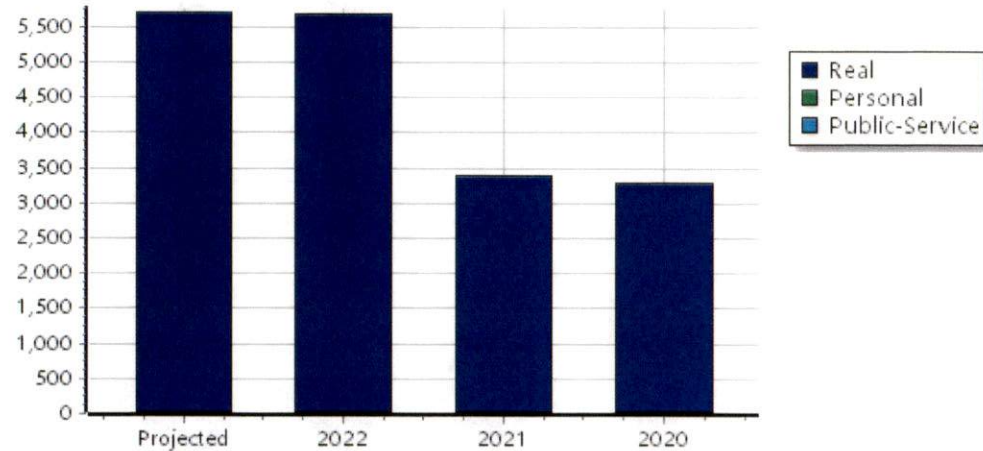
Net Assessed 0

Net Assessed Under Protest

Public Service	Count	Value
Total PS Value	0	0

TIF Increment Value

Net Assessed 0



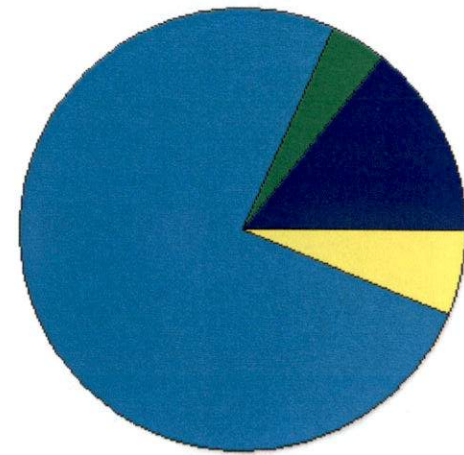
District Totals

Total Gross Value	5,702
Homestead Loss	0
Other Exemption Loss	0
TIF Increment Value	
Retained TIF Value	
Net Assessed Value	5,702

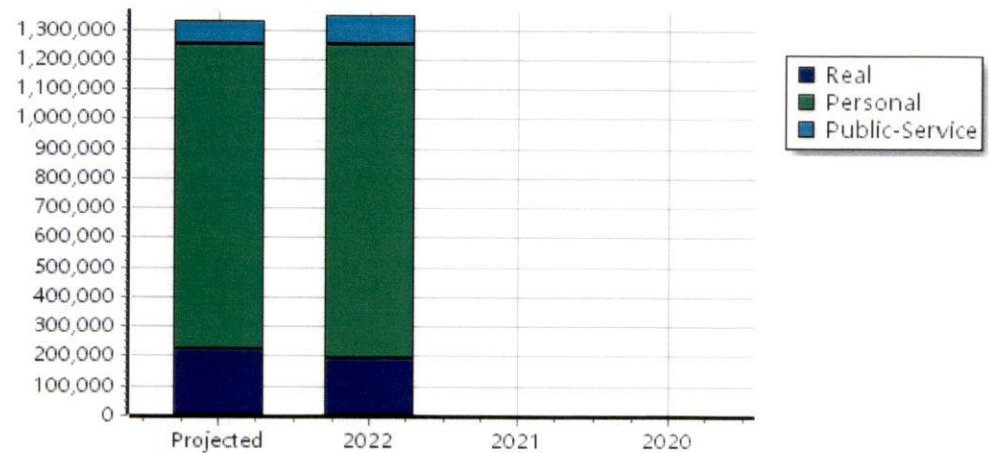
Net Assessed Under Protest

* Public Service Protests Values are not included on this report.

Real	Count	Value
Agricultural	142	202,211
Commercial	0	0
Residential	33	59,134
Total Real Value	175	261,345
Homestead	9	9,215
Veteran	1	29,634
Other	0	0
Total Exempt	11	38,849
TIF Increment Value		
Net Assessed		222,496
Net Assessed Under Protest		
Senior Freeze	2	73
Capped Parcels	38	55,929




Personal	Count	Value
Agricultural	2	1,694
Commercial	8	1,027,008
Mobile Home	0	0
Total Personal	10	1,028,702
Total Exempt	0	0
TIF Increment Value		
Net Assessed		1,028,702
Net Assessed Under Protest		
Public Service		
Total PS Value	4	79,689
TIF Increment Value		
Net Assessed		79,689



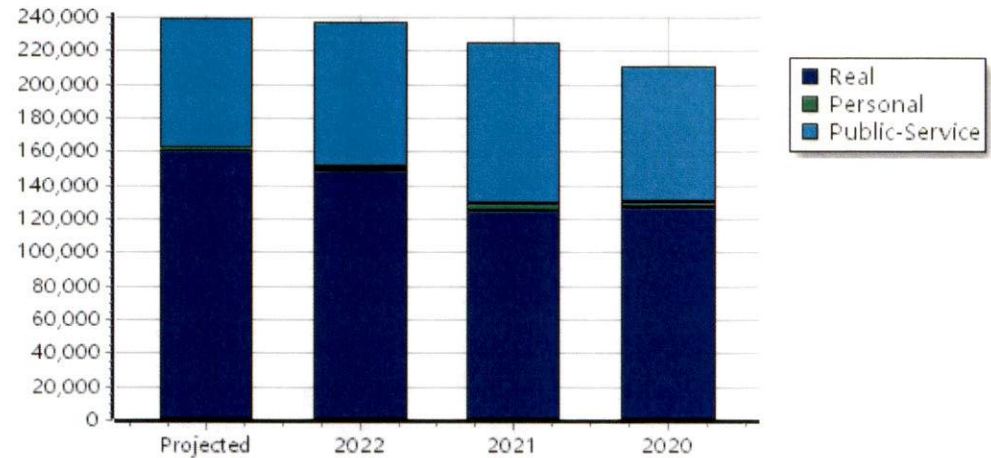
District Totals	
Total Gross Value	1,369,736
Homestead Loss	9,215
Other Exemption Loss	29,634
TIF Increment Value	
Retained TIF Value	
Net Assessed Value	1,330,887
Net Assessed Under Protest	

* Public Service Protests Values are not included on this report.

Real	Count	Value
Agricultural	34	134,243
Commercial	0	0
Residential	14	33,866
Total Real Value	48	168,109
Homestead	6	6,000
Veteran	1	2,169
Other	0	0
Total Exempt	7	8,169
TIF Increment Value		
Net Assessed		159,940
Net Assessed Under Protest		
Senior Freeze	0	0
Capped Parcels	23	23,783



Personal	Count	Value
Agricultural	1	1,723
Commercial	1	267
Mobile Home	0	0
Total Personal	2	1,990
Total Exempt	0	0
TIF Increment Value		
Net Assessed		1,990
Net Assessed Under Protest		
Public Service		
Total PS Value	5	76,936
TIF Increment Value		
Net Assessed		76,936



District Totals	
Total Gross Value	247,035
Homestead Loss	6,000
Other Exemption Loss	2,169
TIF Increment Value	
Retained TIF Value	
Net Assessed Value	238,866
Net Assessed Under Protest	

* Public Service Protests Values are not included on this report.

Real	Count	Value
Agricultural	2,350	11,873,149
Commercial	314	8,181,499
Residential	10,783	53,587,928
Total Real Value	13,447	73,642,576
Homestead	2,355	2,581,786
Veteran	183	2,259,161
Other	0	0
Total Exempt	2,785	4,840,947

TIF Increment Value

Net Assessed 68,801,629

Net Assessed Under Protest

Senior Freeze	465	1,679,043
Capped Parcels	8,196	19,704,666

Personal	Count	Value
Agricultural	1,243	2,201,294
Commercial	405	4,015,584
Mobile Home	411	1,328,033
Total Personal	2,059	7,544,911
Total Exempt	4	6,850

TIF Increment Value

Net Assessed 7,538,061

Net Assessed Under Protest

Public Service	Count	Value
Total PS Value	52	10,637,358
TIF Increment Value		
Net Assessed		10,637,358

District Totals

Total Gross Value	91,824,845
Homestead Loss	2,581,786
Other Exemption Loss	2,266,011

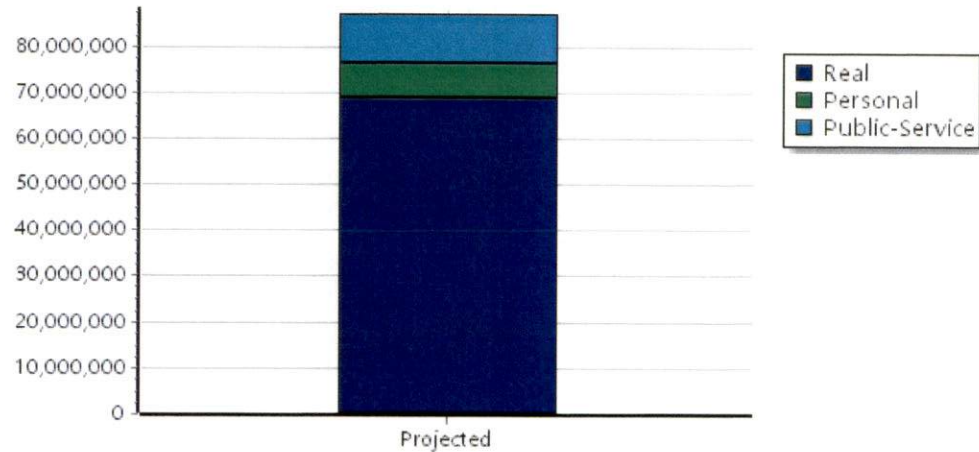
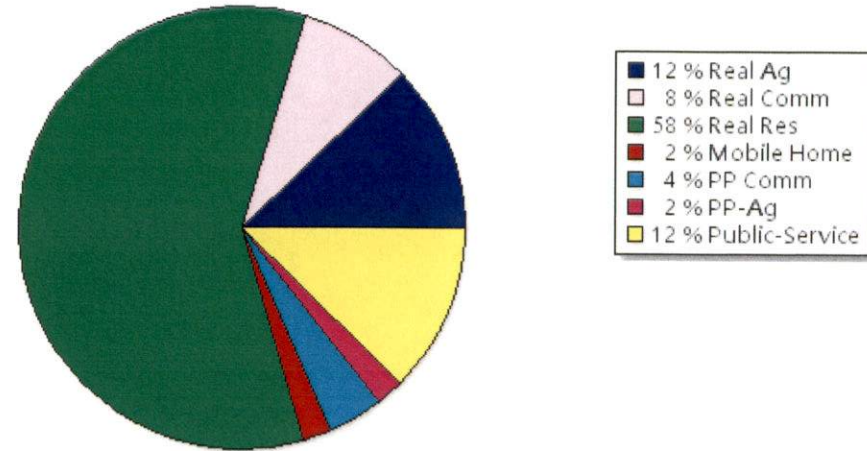
TIF Increment Value

Retained TIF Value

Net Assessed Value 86,977,048

Net Assessed Under Protest

* Public Service Protests Values are not included on this report.



Real	Count	Value
Agricultural	1,261	5,220,532
Commercial	414	8,680,555
Residential	9,641	53,935,742
Total Real Value	11,316	67,836,829
Homestead	1,756	1,896,377
Veteran	148	1,820,101
Other	0	0
Total Exempt	2,065	3,716,478

TIF Increment Value

Net Assessed 64,120,351

Net Assessed Under Protest

Senior Freeze	351	1,293,501
Capped Parcels	5,556	16,001,674

Personal	Count	Value
Agricultural	902	1,761,751
Commercial	375	3,667,506
Mobile Home	241	659,117
Total Personal	1,518	6,088,374
Total Exempt	5	7,345

TIF Increment Value

Net Assessed 6,081,029

Net Assessed Under Protest

Public Service	Count	Value
Total PS Value	36	3,275,231

TIF Increment Value

Net Assessed 3,275,231

District Totals

Total Gross Value	77,200,434
Homestead Loss	1,896,377
Other Exemption Loss	1,827,446

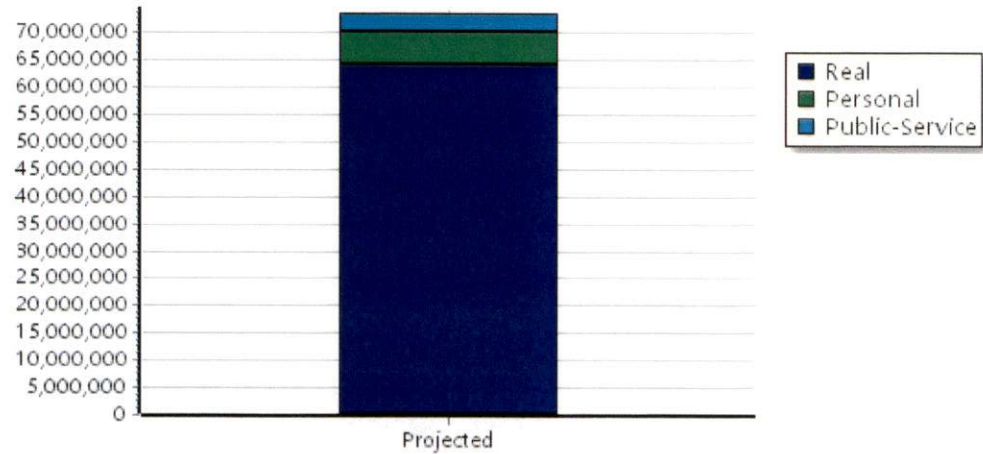
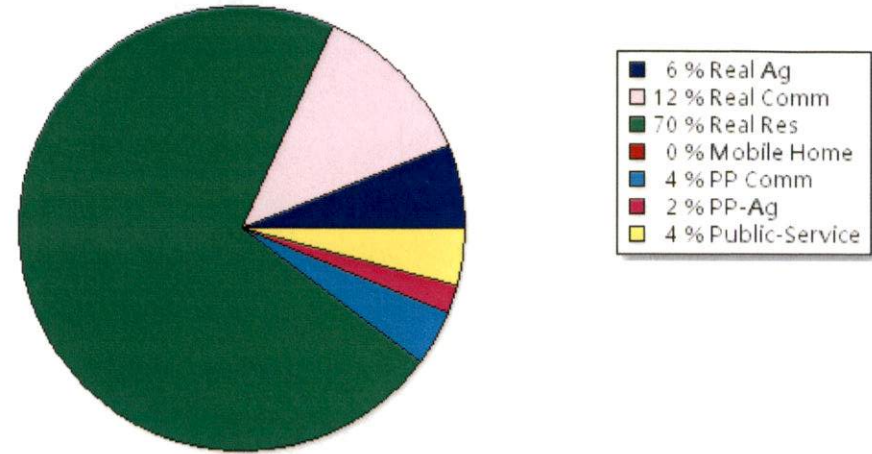
TIF Increment Value

Retained TIF Value

Net Assessed Value 73,476,611

Net Assessed Under Protest

* Public Service Protests Values are not included on this report.



Real	Count	Value
Agricultural	796	1,674,431
Commercial	14	5,445
Residential	662	498,720
Total Real Value	1,472	2,178,596
Homestead	100	107,018
Veteran	9	89,082
Other	0	0
Total Exempt	118	196,100

TIF Increment Value

Net Assessed 1,982,496

Net Assessed Under Protest

Senior Freeze	17	18,073
Capped Parcels	375	485,343

Personal	Count	Value
Agricultural	61	85,133
Commercial	41	4,988,839
Mobile Home	21	96,473
Total Personal	123	5,170,445
Total Exempt	0	0

TIF Increment Value

Net Assessed 5,170,445

Net Assessed Under Protest

Public Service	Count	Value
Total PS Value	16	1,647,960

TIF Increment Value

Net Assessed 1,647,960

District Totals

Total Gross Value	8,997,001
Homestead Loss	107,018
Other Exemption Loss	89,082

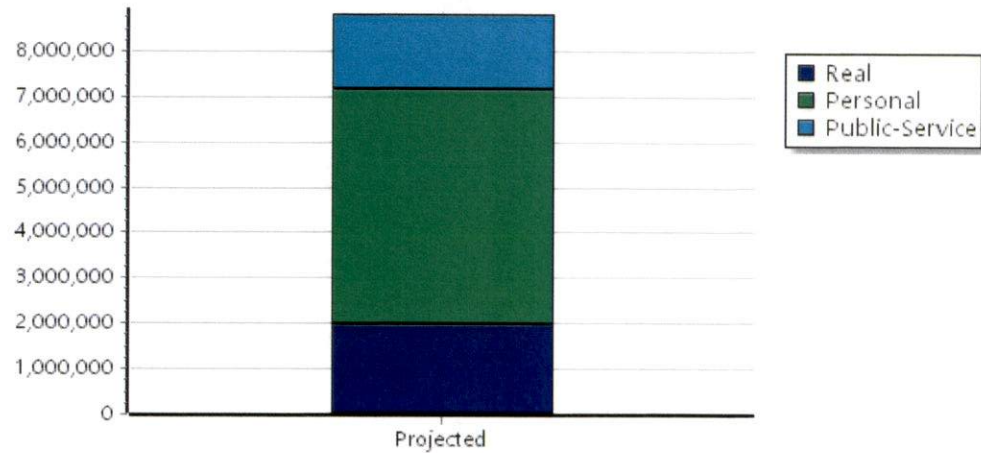
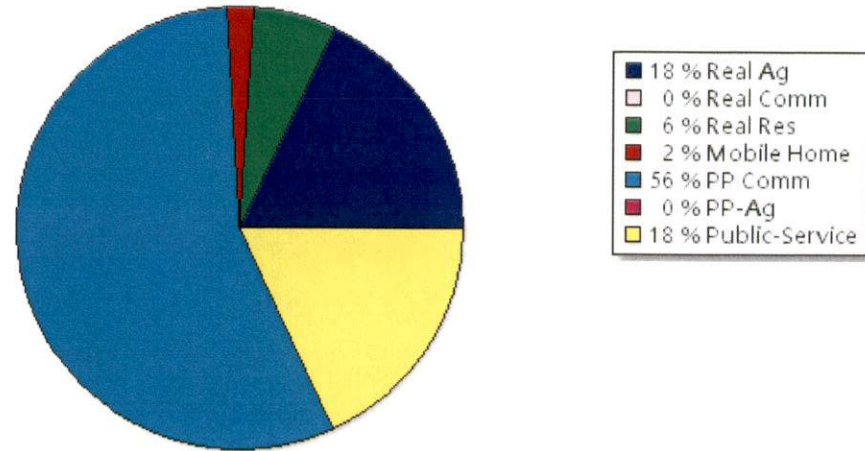
TIF Increment Value

Retained TIF Value

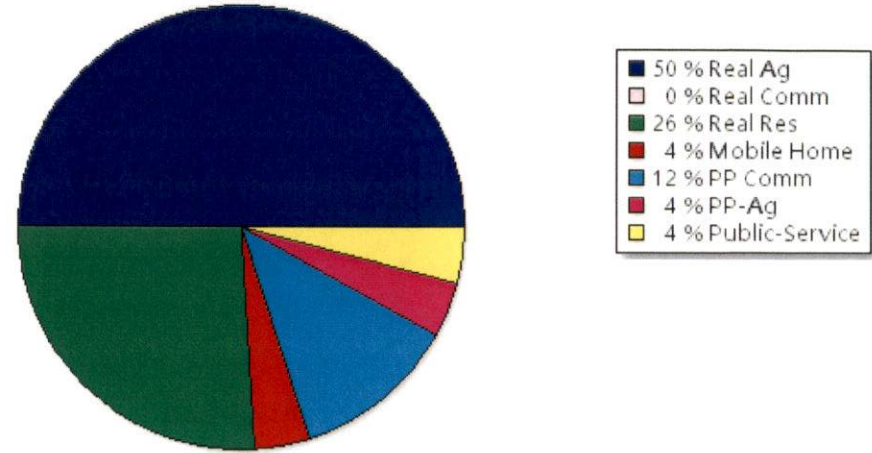
Net Assessed Value 8,800,901

Net Assessed Under Protest

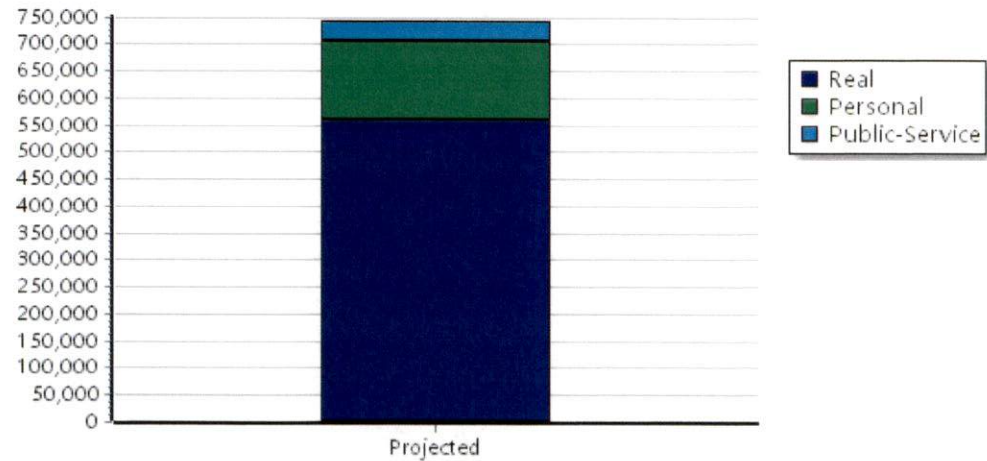
* Public Service Protests Values are not included on this report.



Real	Count	Value
Agricultural	143	391,080
Commercial	1	4,777
Residential	54	197,429
Total Real Value	198	593,286
Homestead	28	28,927
Veteran	1	4,878
Other	0	0
Total Exempt	31	33,805
TIF Increment Value		
Net Assessed		559,481
Net Assessed Under Protest		
Senior Freeze	3	3,571
Capped Parcels	77	222,013



Personal	Count	Value
Agricultural	22	33,035
Commercial	5	86,710
Mobile Home	6	25,374
Total Personal	33	145,119
Total Exempt	0	0
TIF Increment Value		
Net Assessed		145,119
Net Assessed Under Protest		
Public Service		
Total PS Value	5	37,335
TIF Increment Value		
Net Assessed		37,335



District Totals	
Total Gross Value	775,740
Homestead Loss	28,927
Other Exemption Loss	4,878
TIF Increment Value	
Retained TIF Value	
Net Assessed Value	741,935
Net Assessed Under Protest	

* Public Service Protests Values are not included on this report.